

# Underbar Refrigeration


TBR, TDR, TBB & TDD

English






# Contents



- 2 About True
- 4 Bar Refrigeration
- 8 Back Bar Refrigerators
- 10 Direct Draw Beer Dispensers



The industry's most complete refrigeration source.  
True.

True is the world's leading supplier of quality commercial refrigeration. Founded over 70 years ago in Missouri, USA, True continues to flourish around the globe by offering the best possible environment to store your food products.





## True, Your Energy Efficient Future... Naturally



Hydrocarbon has less than **THREE** Global Warming Potential (R134A = 1,430)



Naturally Occurring Refrigerant = Environmentally Friendly



Up to 15% more efficient than R134A and R404A



**ZERO** Ozone Depletion Potential



# Sustainability

Over 70 Years of commercial refrigeration focus have enabled True to become experts in the design and development of our systems. While energy efficiency has always been part of our design process, we continue to utilize new technologies to improve our systems to be the most efficient in the industry, without sacrificing the performance that ultimately provides food safety for our customers throughout the World.

True continually searches for environmentally friendly components and processes to help reduce our own and our customers' carbon footprint. Initiatives include offering a natural refrigerant and CFC free, polyurethane, high-density insulation that provides unparalleled strength, rigidity, and increase to an already industry-exceeding insulation factor, with zero ozone depletion potential (ODP) and zero global warming potential (GWP).

Energy efficiency without compromise.



Natural Refrigerant is standard on most models.





## Bar Refrigeration

True's new extensive line of refrigerated bar equipment offers a diverse selection of products and sizes. With rugged construction, attractive appearance and oversized refrigeration systems, True's bar equipment is designed to meet and exceed the performance and reliability demands of bars and nightclubs. Models feature stainless steel tops with heavy duty, black powder-coated, cold rolled steel (CRS); stainless exteriors are also available.











# TRUE BAR & DRAFT REFRIGERATION



## TBR

True Bar Refrigeration

## TDR

True Draft Refrigeration

### RCU | Reverse Condenser Fan Motor

Reverse Condensing Technology allows for the reversing of the condensing fan motor, helping to keep the condensing coil clean and reduce the negative effects of a dirty coil.

Open Food Rated

Door Locks

Field Reversible  
Door Hinges

Front Air Intake/  
Front Air Discharge

Electronic Control

Stainless Interior

3 Interior  
Access Ports

(back of unit shown)

Zero Clearance Feature  
(side and back)

## TBR/TDR NOMENCLATURE

### FAMILY

TBR | True Bar Refrigerator  
TDR | True Draft Refrigerator

### CABINET TYPE

RI | Reach-In  
PT | Pass Thru

### REFRIGERATION SYSTEM SIDE

L | Left (standard)  
R | Right

### FRONT SIDE CABINET TYPE

S | Solid  
G | Glass  
1 | Sliding Glass

# TBR72 - RISZ1 - L - B - GGG - 2

### CABINET WIDTH

32" | 36" | One Section  
48" | 52" | 60" | Two Section  
84" | 72" | Three Section  
92" | 108" | Four Section

### TEMPERATURE

SZ1 | Single Zone (35°F)  
SZ2 | Single Zone (55°F)  
SZ3 | Single Zone (45°F)

### CABINET EXTERIOR COLOR

B | Black (standard)  
S | Stainless Steel  
X | Custom

### VOLTAGE

1 | 115/60 Hz  
2 | 220-40/50-60 Hz



TBR48-RISZ1-LB-SS-2



TBR52-RISZ1-LS-GG-2



























TBR72-RISZ1-LB-SSS-2



# True Bar & Draft Refrigeration

## TBR: True Bar Refrigeration









Model	Cans/Bottles/Barrels Capacity	Doors	Shelves	Dimensions (mm) W x D† x H	Litres	Crated Weight (kg)
TBR48-RISZ1-LB-11-2 	68 6-pks / 43 6-pks. / 5 -1/6	2	6	1219 x 631 x 881	—	150
TBR48-RISZ1-LB-GG-2 	76 6-pks / 43 6-pks. / 6 -1/6	2	6	1219 x 631 x 881	—	152
TBR48-RISZ1-LB-SS-2 	76 6-pks / 43 6-pks. / 6 -1/6	2	6	1219 x 631 x 881	—	TBD
TBR48-RISZ1-LS-11-2 	68 6-pks / 43 6-pks. / 5 -1/6	2	6	1219 x 631 x 881	—	150
TBR48-RISZ1-LS-GG-2 	76 6-pks / 43 6-pks. / 6 -1/6	2	6	1219 x 631 x 881	—	152
TBR48-RISZ1-LS-SS-2 	76 6-pks / 43 6-pks. / 6 -1/6	2	6	1219 x 631 x 881	—	152
TBR52-RISZ1-LB-11-2 	78 6-pks / 48 6-pks. / 2 -1/2	2	6	1321 x 631 x 881	—	159
TBR52-RISZ1-LB-GG-2 	78 6-pks / 49 6-pks. / 2 -1/2	2	6	1321 x 631 x 881	—	159
TBR52-RISZ1-LB-SS-2 	78 6-pks / 49 6-pks. / 2 -1/2	2	6	1321 x 631 x 881	—	159
TBR52-RISZ1-LS-11-2 	78 6-pks / 48 6-pks. / 2 -1/2	2	6	1321 x 631 x 881	—	159
TBR52-RISZ1-LS-GG-2 	78 6-pks / 49 6-pks. / 2 -1/2	2	6	1321 x 631 x 881	—	166
TBR52-RISZ1-LS-SS-2 	78 6-pks / 49 6-pks. / 2 -1/2	2	6	1321 x 631 x 881	—	161
TBR60-RISZ1-LB-11-2 	100 6-pks / 59 6-pks. / 2 -1/2	2	6	1524 x 631 x 881	—	175
TBR60-RISZ1-LB-GG-2 	101 6-pks / 63 6-pks. / 2 -1/2	2	6	1524 x 631 x 881	—	177
TBR60-RISZ1-LB-SS-2 	101 6-pks / 63 6-pks. / 2 -1/2	2	6	1524 x 631 x 881	—	173
TBR60-RISZ1-LS-11-2 	100 6-pks / 59 6-pks. / 2 -1/2	2	6	1524 x 631 x 881	—	180
TBR60-RISZ1-LS-GG-2 	101 6-pks / 63 6-pks. / 2 -1/2	2	6	1524 x 631 x 881	—	180
TBR60-RISZ1-LS-SS-2 	101 6-pks / 63 6-pks. / 2 -1/2	2	6	1524 x 631 x 881	—	180
TBR72-RISZ1-LB-11-2 	120 6-pks / 73 6-pks. / 3 -1/2	3	9	1829 x 631 x 881	—	205
TBR72-RISZ1-LB-GGG-2 	125 6-pks / 78 6-pks. / 3 -1/2	3	9	1524 x 631 x 881	—	205
TBR72-RISZ1-LB-SSS-2 	125 6-pks / 78 6-pks. / 3 -1/2	3	9	1829 x 631 x 881	—	198
TBR72-RISZ1-LS-11-2 	120 6-pks / 73 6-pks. / 3 -1/2	3	9	1829 x 631 x 881	—	205
TBR72-RISZ1-LS-GGG-2 	125 6-pks / 78 6-pks. / 3 -1/2	3	9	1524 x 631 x 881	—	200
TBR72-RISZ1-LS-SSS-2 	125 6-pks / 78 6-pks. / 3 -1/2	3	9	1829 x 631 x 881	—	200

† DEPTH DOES NOT INCLUDE 35MM FOR DOOR HANDLES, 16MM FOR SLIDE DOOR HANDLES.

All dimensions rounded up to the nearest whole millimeter.

 HYDROCARBON REFRIGERANT

## TDR: True Draft Refrigeration

Model	Cans/Bottles/Barrels Capacity	Doors	Shelves	Dimensions (mm) W** x D† x H*	Litres	Crated Weight (kg)
TDR48-RISZ1-LB-SG-2 	38 6-pks / 21 6-pks. / / 3	2	3	1219 x 631 x 881	—	TBD
TDR48-RISZ1-LB-SS-2 	38 6-pks / 21 6-pks. / / 3	2		1219 x 631 x 881	—	96
TDR48-RISZ1-LS-SG-2 	38 6-pks / 21 6-pks. / / 3	2	3	1219 x 631 x 881	—	150
TDR48-RISZ1-LS-SS-2 	38 6-pks / 21 6-pks. / / 3	2		1219 x 631 x 881	—	146
TDR52-RISZ1-LB-SG-2 	38 6-pks / 24 6-pks. / / 1	2	3	1321 x 631 x 881	—	TBD
TDR52-RISZ1-LB-SS-2 	38 6-pks / 24 6-pks. / / 1	2		1321 x 631 x 881	—	96
TDR52-RISZ1-LS-SG-2 	38 6-pks / 24 6-pks. / / 1	2	3	1321 x 631 x 881	—	166
TDR52-RISZ1-LS-SS-2 	38 6-pks / 24 6-pks. / / 1	2		1321 x 631 x 881	—	96

† DEPTH DOES NOT INCLUDE 35MM FOR DOOR HANDLES.

\* HEIGHT DOES NOT INCLUDE 400 MM FOR DRAFT TOWER.

All dimensions rounded up to the nearest whole millimeter.

 HYDROCARBON REFRIGERANT

TBR60-RISZ1-LS-SS-2



TDR48-RISZ1-LB-SG-2



TDR52-RISZ1-LS-SS-2



# Back Bar Refrigerators

## Refrigeration

Oversized, environmentally friendly (134A) forced-air refrigeration system for maximum performance.



Coated evaporators



Robust components



Efficient motors



LED lighting



Quality materials

## Temperature

Provides ice cold products 0.5°C to 3.3°C.

## Interior

Interior has stainless steel floor with 13 mm lip and heavy galvanized steel walls.

## LED Lighting

Safety shielded LED interior lighting provides more even lighting throughout the cabinet and consumes less energy.

## Insulation

Entire cabinet structure is foamed-in-place using a high density, polyurethane insulation that has zero ozone depletion potential (ODP) and zero global warming potential (GWP).

## TBB-2G-LD

Glass Swing Door Back Bar Refrigerator



TBB-2



TBB-2G-S-LD



TBB-4G-LD



TBB-4-S

# Back Bar Refrigerators

## TBB: Back Bar Refrigerators

Model	Doors	Shelves	Dimensions (mm) W x D† x H	Crated Weight (kg)
TBB-2	2	4	1496 x 689 x 940	173
TBB-2G-LD	2	4	1496 x 699 x 940	180
TBB-2-S	2	4	1496 x 689 x 940	175
TBB-2G-S-LD	2	4	1496 x 699 x 940	180
TBB-4	3	6	2296 x 689 x 940	239
TBB-4G-LD	3	6	2296 x 699 x 940	270
TBB-4-S	3	6	2296 x 689 x 940	241
TBB-4G-S-LD	3	6	2296 x 699 x 940	266

†DEPTH DOES NOT INCLUDE 35 MM FOR DOOR HANDLE ON GLASS DOOR MODELS.

†DEPTH DOES NOT INCLUDE 26 MM FOR REAR BUMPERS.

All dimensions rounded up to the nearest whole millimeter.



TBB-2G-LD



TBB-2-S



TBB-4



TBB-4G-S-LD





## Direct Draw Beer Dispensers

True's direct draw beer dispensers are designed with enduring quality that protects your long-term investment.

The most advanced and robust refrigeration systems, fitted as standard in all our direct draw beer dispensers, ensure years of reliable service even in the most demanding foodservice environments.

Manufactured using the highest quality materials and components, True direct draw beer dispensers provide the most consistent temperature, and lower utility costs, delivering the best value in today's foodservice marketplace.







# Direct Draw Beer Dispensers

## Refrigeration

Oversized, environmentally friendly (134A) forced-air refrigeration system for maximum performance.



Coated evaporators



Robust components



Efficient motors



Stainless steel countertop



Club Top Option

## Temperature

Provides ice cold products 0.5°C to 3.3°C.

## Interior

Interior has stainless steel floor with 13 mm lip and heavy galvanized steel walls. Each cabinet designed to accommodate all types of beer kegs.

## Insulation

Entire cabinet structure is foamed-in-place using a high density, polyurethane insulation that has zero ozone depletion potential (ODP) and zero global warming potential (GWP).

## Draft Columns

77 mm diameter stainless steel insulated beer columns. Fan motors direct large volume of cold air into draft columns.

## TDD-2-S

Solid Swing Door Stainless Steel Direct Draw Beer Dispenser



TDD-1



TDD-2



TDD-2CT-S



TDD-4



# Direct Draw Beer Dispensers

## TDD: Direct Draw Beer Dispensers

Model	Doors	Dimensions (mm) W x D† x H*	Crated Weight (kg)
TDD-1	1	597 x 794 x 1010	93
TDD-1-S	1	597 x 794 x 1010	98
TDD-2	2	1496 x 689 x 940	152
TDD-2-S	2	1496 x 689 x 940	150
TDD-2CT	2	1496 x 689 x 978	159
TDD-2CT-S	2	1496 x 689 x 978	150
TDD-4	3	2296 x 689 x 940	243
TDD-4-S	3	2296 x 689 x 940	184
TDD-4CT	3	2296 x 689 x 978	232
TDD-4CT-S	3	2296 x 689 x 978	205

\*ADD 388 MM TO HEIGHT FOR DRAFT ARM.

†DEPTH DOES NOT INCLUDE 26 MM FOR REAR BUMPERS.

NOTE: TDD-1/-1-S NOT AVAILABLE IN REMOTE.

All dimensions rounded up to the nearest whole millimeter.

### DIRECT DRAW DRAFT ACCESSORIES

DESCRIPTION	PART NUMBER
Double headed draft standard	980018
Triple headed draft standard	873105
Two-way manifold	873116
Three-way manifold	873117
Cap*	831233

\* Used when draft standard not required (covers hole on countertop).



Two-Way  
Tapper Manifold



Double Headed  
Draft Standard




Triple Headed  
Draft Standard

Cap

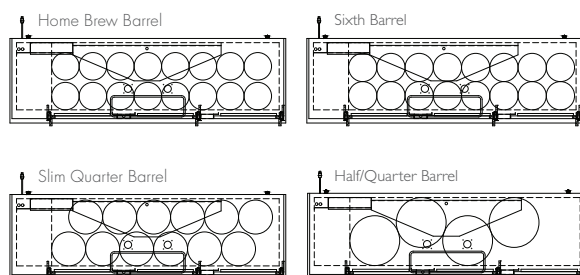
### TDD-1

Usable Interior Dimensions (WxDxH):  
502 x 617 x 596 mm



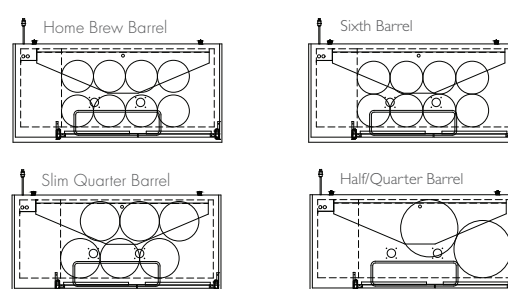
### TDD-4

Usable Interior Dimensions (WxDxH):  
1841 x 558 x 654 mm



### TDD-2

Usable Interior Dimensions (WxDxH):  
1092 x 558 x 654 mm



Top views shown. Please consult your beer distributor for specific sizes.



TDD-4-S



TDD-4CT



TDD-4CT-S



# True Bar Refrigeration

## Notes







True manufactures the  
widest range of professional  
refrigeration products.

[www.truemfg.com](http://www.truemfg.com)





Food Preparation Tables  
Undercounters  
Worktops  
Upright Cabinets  
Underbar Refrigeration  
Glass Door Merchandisers  
Vertical Air Curtains  
Spec Series®  
Chef Bases



At True we pride ourselves on manufacturing the best refrigeration products in the world. But we also understand the importance of ensuring our after sales support matches the quality of our products.

All True customer support personnel are highly-trained, professional and friendly: their aim is to offer our customers exemplary after sales service and support.

Every customer enjoys a dedicated representative to handle their account personally. This ensures all customer enquiries are dealt with quickly and efficiently.

In the event you require technical support, our locally-based, True appointed service partners are able to offer prompt assistance, minimizing downtime and disruption to your operation.

## **TRUE REFRIGERATION - EUROPE**

### **US OFFICE**

2001 East Terra Lane • O'Fallon, Missouri 63366-4434 • USA  
US Tel: +1 636.240.2400 • US Fax: +1 636.272.7546  
US Toll Free: +1 800.325.6152 • Canada Toll Free to USA: +1 800.860.8783  
Email: [trueintl@truemfg.com](mailto:trueintl@truemfg.com)

### **UK OFFICE**

Fields End Road • Goldthorpe • Nr. Rotherham, South Yorkshire, S63 9EU • UK  
Tel: +44 (0) 800.783.2049 • Freephone to USA: 0 800.894.928  
Email: [trueeurope@truemfg.com](mailto:trueeurope@truemfg.com)

### **EU OFFICE**

Hauptstr. 269 • 79650 Schopfheim • Germany  
Tel: +49 (0) 7622.6883.0 • Fax: +49 (0) 7622.6883.499  
Email: [trueeurope@truemfg.com](mailto:trueeurope@truemfg.com)

### **AUSTRALIA OFFICE**

6B Phiney Place • Ingleburn, NSW 2565 • Australia  
Tel: +61 2.9618.9999 • Fax: +61 2.9618.7259  
Email: [trueintl@truemfg.com](mailto:trueintl@truemfg.com)

### **MEXICO OFFICE**

Tel: +52.55.5804.6343/6344 • Fax: +52 555 804 6342  
Toll free from U.S.A. and Mexico: +1 800.325.6152  
Email: [trueintl@truemfg.com](mailto:trueintl@truemfg.com)

### **CHILE OFFICE**

Av. Las Condes, # 7009, Local 1º • Comuna Las Condes — Santiago  
Tel: +56 232.133.600  
Email: [trueintl@truemfg.com](mailto:trueintl@truemfg.com)