

TBR | TDR Models

BAR + DRAFT REFRIGERATION



TRUE REFRIGERATION | RAISING THE BAR



At True, we are continually seeking out environmentally friendly components and processes that will reduce our carbon footprint. This process encapsulates both our approach to manufacturing as well as our approach to the performance of our equipment.



Table of Contents

Meet the True Bar Line Up

- 1 Nomenclature
- 2 Features & Benefits

Why True?

- 4 Hydrocarbon Refrigeration
- 5 RCU Technology
- 6 Made in the U.S.A.
- 7 ANSI/NSF 7
- 8 Customization
- 9 TruLumina® Lighting
- 10 Panel Ready Doors



True Bar Refrigerators

- 14 TBR | Build Your True – Bar Refrigerator
- 18 TBR | Specifications – Reach-In
- 24 TBR | Specifications – Pass-Thru

True Draft Refrigerators

- 28 TDR | Build Your True – Draft Refrigerator
- 32 TDR | Specifications – Reach-In
- 38 TDR | Specifications – Pass-Thru



TBR | TDR Accessories

- 40 TBR | TDR | Accessories

TBR | TDR Model Variations

- 43 TBR | TDR | Model Variations



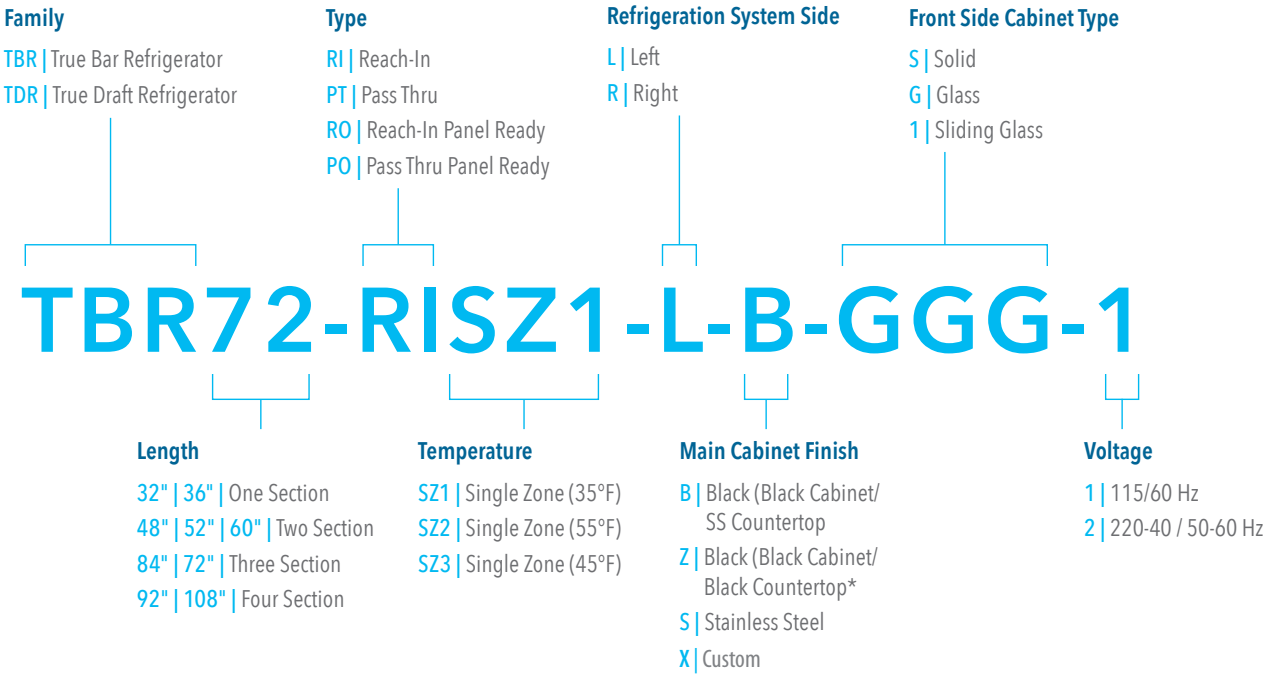
True's extensive line of refrigerated bar equipment offers a diverse selection of products and sizes. With rugged construction, attractive appearance and oversized refrigeration systems, True's bar equipment is designed to meet and exceed the performance and reliability demands of bars and nightclubs. Models feature stainless steel tops with heavy duty, black powder coated, cold rolled steel (CRS); stainless exteriors are also available.

TBR | TDR Series

32 | 36 | 48 | 52 | 60 | 72 | 84 | 92 | 108



TBR | TDR Nomenclature



*NOTE: Black countertops not offered on the 108" models.

RCU | Reverse Condenser Fan Motor

Reverse Condensing Technology allows for the reversing of the condensing fan motor, helping to keep the condensing coil clean and reduce the negative effects of a dirty coil.



Front Air Intake/
Front Air Discharge

Electronic Control

Climate-Friendly, Cost Effective

Hydrocarbon (HC) refrigerants are natural, nontoxic refrigerants that have no ozone depleting properties and low global warming potential. Hydrocarbons are one of the most climate-friendly and cost-effective refrigerants to cool and freeze.

Approx.
Energy Savings
20-25%

TDR52-RISZ1-L-B-SG-1

Cabinet Heights

Multiple heights with a wide variety of castor and leg options.

Standard Height	1/4" H Leg Levelers	7/8" H Rollers	2" D Castors	3" D Castors	4" D Castors	5" D Castors	6" H Legs or Seismic Legs
34 11/16" H	34 15/16" H	35 9/16" H	37 9/16" H	38 9/16" H	39 3/4" H	40 3/4" H	40 11/16" H



Model Options

Family

TBR – True Bar Refrigerator
32" | 36" | 48" | 52" | 60" | 72" | 84" | 92" | 108"
TDR – True Draft Refrigerator
32" | 36" | 48" | 52" | 60" | 72" | 84" | 92" | 108"

Type

Reach-In | Pass-Thru | Panel Ready

Doors

Solid Swing | Glass Swing | Glass Slide

Hinging

48" | 52" | 60" – Left/Right
32" | 36" | 72" | 84" | 92" | 108" (Match System Side)

Refrigeration System Side

Left (standard)
Right

Temperature

Single Zone (35°F)
Single Zone (55°F)
Single Zone (45°F)

Voltages

115/60 Hz (all models)
220-240 / 50-60 Hz
TBR: 48" | 52" | 60" | 72"
TDR: 48" | 52"

Exterior Finishes

Black (standard)
Stainless Steel
Custom

Interior Finish

Stainless Steel
Black Powder Coated Stainless Steel

Lighting

TruLumina®

Shelving

Gray Wire (standard)
Gray Wire Cutout
Black Wire
Black Wire Cutout

Your Energy Efficient Future...Naturally®

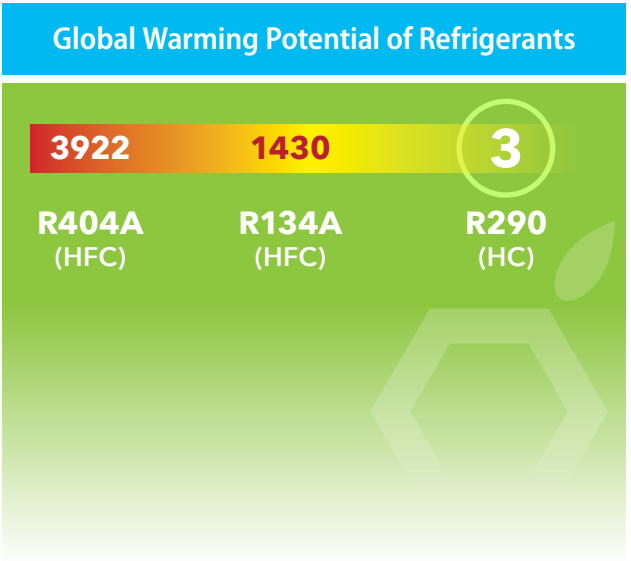
WHAT IS
HYDROCARBON
REFRIGERANT?

Hydrocarbon (HC) refrigerants are natural, nontoxic refrigerants that have no ozone depleting properties and low global warming potential. Hydrocarbons are one of the most climate-friendly and cost-effective refrigerants to cool and freeze.

R290 (HC) refrigerant is highly refined propane that is a safe, environmentally friendly replacement for the hydrofluorocarbon (HFC) refrigerants R134a in refrigerator applications and R404a in freezer applications.


Why is Hydrocarbon Refrigerant Better?

- Current HFC Refrigerants (R134a and R404a) have extremely high Global Warming Potential (GWP) that is harmful to the environment. GWP is the relative measure of how much heat a greenhouse gas traps in the atmosphere. The lower the GWP the better a substance is for the environment. By comparison, R290 Hydrocarbon has a very minimal GWP.
- R290's thermodynamic properties are superior to both R134a and R404a. R290's heat capacitance is approximately 90% greater than R134a and 140% greater than R404a with lower viscosity. This means that the R290 can absorb more heat, faster, resulting in quicker temperature recovery and lower energy consumption.



Natural Refrigerant® logo is a registered trademark of True Manufacturing.

Reverse Condensing Fan Motor



RCU TECHNOLOGY
STANDARD IN ALL
TRUE TBR | TDR
MODELS

**20%
LESS ENERGY
CONSUMPTION**

**INCREASED
LIFE
SPAN**

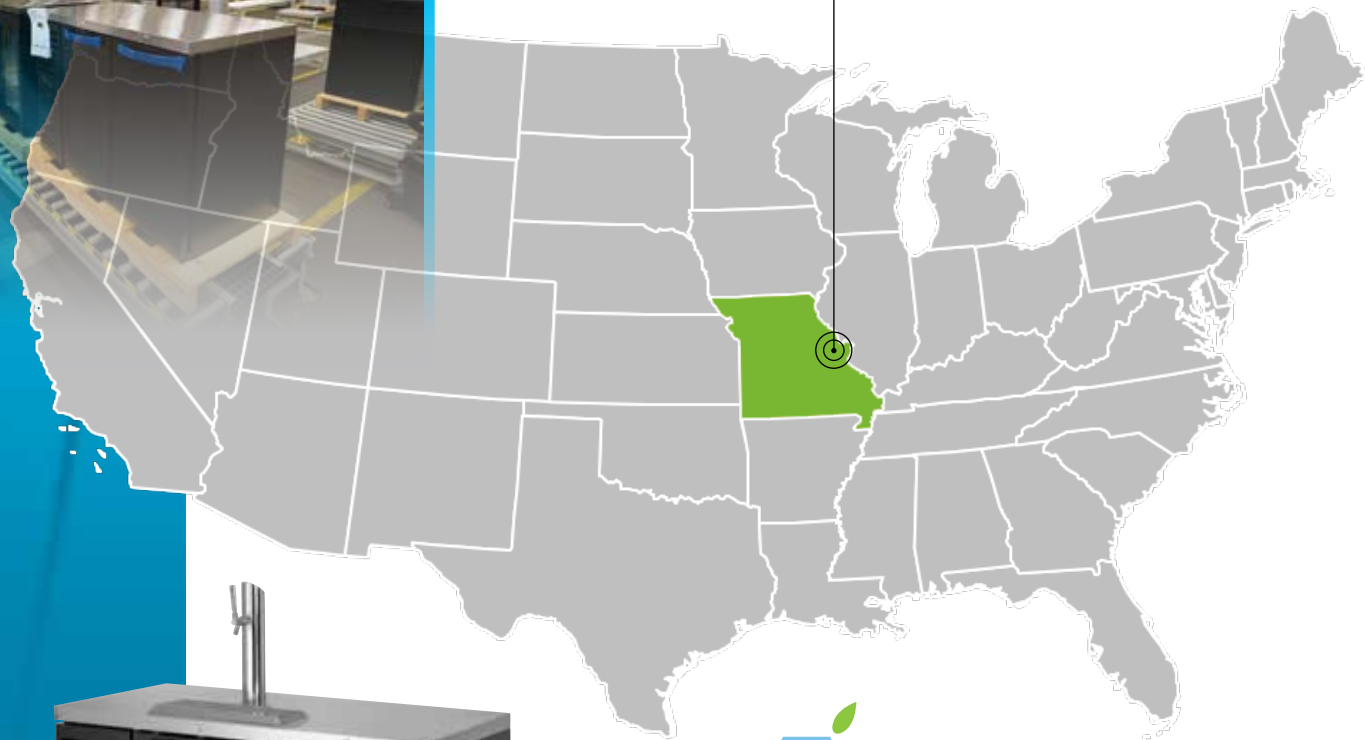
**COLDEST
TEMPS**
FRESHEST
PRODUCTS

RCU technology allows for the reversal of the direction of the condensing fan motor.

- Upon each compressor start up, the fan motor will reverse direction for twenty seconds, to help blow off excess dust, dirt, and debris from the condensing coil.
- A clean condensing coil can help reduce energy consumption by as much as 20%.
- Reduced compressor run times lead to not only a longer life span for the compressor but the fan motors as well.
- A clean coil also goes a long way in maintaining better product temperature.

While a Reverse Condensing Fan Motor does not replace the need for preventative maintenance, it will greatly increase the life span of your True cooler as well as help you maintain the coldest temperatures and the freshest products possible.

True is committed to producing high quality products that are manufactured in the USA. True manufactures each cabinet using an industry leading combination of high quality metals and components designed to optimize cabinet performance.



RATED FOR OPEN FOOD PRODUCT

Every True TBR bar refrigerator is ANSI/NSF 7 Standard approved for open food storage.



permanent | protective | decorative | colorful

Accentuate your bar or café with True’s offering of custom powder coat finishes and hardware options. What was once a black or stainless fixture can now become a custom focal point to your bar. Choose from a wide variety of powder coat color options as well as 4 different hardware finishes.

Color Contact factory for additional available colors.

White	RAL 9001 Cream	RAL 1013 Oyster White	RAL 1001 Beige	RAL 7035 Light Grey	RAL 7001 Silver Grey	RAL 7023 Concrete Grey	RAL 7024 Graphite Grey
RAL 8001 Ochre Brown	RAL 8007 Fawn Brown	RAL 3011 Brown Red	RAL 8016 Mahogany Brown	RAL 6018 Yellow Green	RAL 6013 Reed Green	RAL 6010 Grass Green	RAL 6001 Moss Green
RAL 1028 Melon Yellow	RAL 2009 Traffic Orange	RAL 3020 Traffic Red	RAL 5024 Pastel Blue	RAL 5010 Gentian Blue	RAL 5009 Azure Blue	Black	Ultra Black Matte

Hardware Custom hardware finishes available for handles and logo.

Chrome	Gold (Polished)	Brass (Polished)	Pewter
--------	-----------------	------------------	--------

TruLumina.

TruLumina® for a True Impact

True’s line of bar equipment comes with 14-color TruLumina lighting. This industry leading lighting package allows bars to choose team colors or celebrate festive holidays with the click of a button, adding customization to their decor/ environment and building their brand image.



14 Color Options

White	Crystal	Sapphire	Arctic	Aqua	Seafoam	Green
Lemongrass	Peridot	Amber	Red	Red-Violet	Violet	Lilac

Match your style and decor!

True's line of refrigerated bar equipment now offers the option of Panel Ready Doors* which allow you to enhance any bar with a custom look to match your cabinetry. Your cabinet will come without finished front panels but ready for custom after-market panel installation to further customize the look and style of your equipment.

Detailed drawings and measurements are provided in the cabinet installation manuals. Available on all TBR and TDR models.



*Custom overlay panels not sold by True. Cabinet ships ready for custom panel installation. (See black cabinet, top right).



*Custom overlay panels not sold by True.

A few things to note about custom panels...

The custom overlay panels shown here are meant to inspire possible style and color options for your business application and do not represent actual panels for sale.

True does not manufacture these panels but provides detailed drawings and measurements in the install manuals of these cabinets to provide to aftermarket vendors for production.

When ordering your cabinets, please note that they will ship without finished panels in place. (See black cabinet shown above).





TRUE BAR REFRIGERATORS

True's line of back bar refrigerators, TBR's, offers multiple options to choose from. Whether its temperature range, door type or lighting color, True Bar Refrigerators can be customized to fit the functionality and style of your bar.




CHOOSE Your Voltage

- ☒ 115/60 Hz
- ☐ 220-240 / 50-60 Hz



CHOOSE Your Temperature

- ☒ Single Zone - 35° F (standard)
- ☐ Single Zone - 55° F (red wine)
- ☐ Single Zone - 45° F (white wine)



CHOOSE Your Back Finish

- ☒ Galvanized Steel (standard)
- ☐ Stainless Steel



INTERIOR Lighting

- ☒ 14 Color TruLumina® LED Lighting standard on glass door units, white LED standard on solid door units.



CHOOSE Your Refrigeration System Side Location

- ☒ Left (standard)
- ☐ Right



CHOOSE Your Countertop Finish

- ☒ Stainless Steel
- ☐ Black Powder Coated Stainless Steel



CHOOSE Your Shelving

- ☒ Gray PVC Coated Wire Shelves (standard)
- ☐ Black PVC Coated Wire Shelves



- ☒ Gray PVC Coated Cutout Shelves
- ☐ Black PVC Coated Cutout Shelves



CHOOSE Your Cabinet Exterior

- ☐ Black (standard)
- ☒ Stainless Steel
- ☐ 300 Series Stainless Steel
- ☐ Custom Powder Coated Color



CHOOSE Your Cabinet Interior

- ☒ Stainless Steel
- ☐ Black Powder Coated Stainless Steel



CHOOSE Your Mounting Options

- ☐ Leg Levelers (standard)
- ☒ Legs (2 options)
- ☐ Castors (5 options)



CHOOSE Your Door Options

- ☐ Black Powder Coated Solid Door (standard)
- ☐ Stainless Steel Solid Door
- ☐ Glass Door with Black Powder Coated Frame
- ☒ Glass Door with Stainless Steel Frame
- ☐ Left or Right Door Hinge



12

CHOOSE Panel Ready Door Option*

True's line of refrigerated bar equipment now offers the option of Panel Ready Doors* which allow you to enhance any bar with a custom look to match your cabinetry. Your cabinet will come without finished front panels but ready for custom after-market panel installation to further customize the look and style of your equipment.

Detailed drawings and measurements are provided in the cabinet installation manuals. Available on all TBR and TDR models.

***NOTE:** Custom overlay panels not sold by True. Cabinet ships ready for custom panel installation.



16

TBR32-RISZ1



TBR32-RISZ1-L-B-S-1

Cabinet Exterior Dimensions	W	D †	H*
	32"	24 ⁷ / ₈ "	34 ³ / ₄ "
Capacity	12oz. can	12oz. bottle	
	38 – 6-packs	21 – 6-packs	
Temperature	33 °F - 38 °F (.5 °C - 3.3 °C)		
Voltage	HP	Amps	NEMA
	1 ¹ / ₅	1.8	5-15P
Doors	1		
Shelves	3		
Options	<ul style="list-style-type: none">• Glass swing door• Right side compressor• Alternative temperature zones available (contact factory)• Castors: 7⁄8" rollers, 2", 3", 4", 5" castors• 6" legs• 6" seismic legs		
† Depth does not include 1 ½" for door handles. * Height does not include ¼" for leg levelers.			

TBR36-RISZ1



TBR36-RISZ1-L-B-S-1

Cabinet Exterior Dimensions	W	D †	H*
	36"	24 ⁷ / ₈ "	34 ³ / ₄ "
Capacity	12oz. can	12oz. bottle	
	44 - 6-packs	27 - 6-packs	
Temperature	33 °F - 38 °F (.5 °C - 3.3 °C)		
Voltage	HP	Amps	NEMA
	1/5	1.8	5-15P
Doors	1		
Shelves	3		
Options	<ul style="list-style-type: none">• Glass swing door• Right side compressor• Alternative temperature zones available (contact factory)• Castors: 7/8" rollers, 2", 3", 4", 5" castors• 6" legs• 6" seismic legs		
† Depth does not include 1 1/2" for door handles. * Height does not include 1/4" for leg levelers.			

TBR48-RISZ1



TBR48-RISZ1-L-B-SS-1

Cabinet Exterior Dimensions	W	D †	H*
	48"	24 ⁷ / ₈ "	34 ³ / ₄ "
Capacity	12oz. can	12oz. bottle	
	76 - 6-packs	43 - 6-packs	
Temperature	33 °F - 38 °F (.5 °C - 3.3 °C)		
Voltage	HP	Amps	NEMA
	1/3	1.8	5-15P
Doors	2		
Shelves	6		
Options	<ul style="list-style-type: none">• Glass swing doors• Glass slide doors• Right side compressor• Alternative temperature zones available (contact factory)• Castors: 7/8" rollers, 2", 3", 4", 5" castors• 6" legs• 6" seismic legs		
† Depth does not include 1 1/2" for door handles. * Height does not include 1/4" for leg levelers.			

TBR52-RISZ1



TBR52-RISZ1-L-B-SS-1

Cabinet Exterior Dimensions	W	D †	H*
	52"	24 ⁷ / ₈ "	34 ³ / ₄ "
Capacity	12oz. can	12oz. bottle	
	78 - 6-packs	49 - 6-packs	
Temperature	33 °F - 38 °F (.5 °C - 3.3 °C)		
Voltage	HP	Amps	NEMA
	1/5	1.8	5-15P
Doors	2		
Shelves	6		
Options	<ul style="list-style-type: none">• Glass swing doors• Glass slide doors• Right side compressor• Alternative temperature zones available (contact factory)• Castors: 7/8" rollers, 2", 3", 4", 5" castors• 6" legs• 6" seismic legs		

† Depth does not include 1 1/2" for door handles.
* Height does not include 1/4" for leg levelers.



TBR60-RISZ1



TBR60-RISZ1-L-B-SS-1

Cabinet Exterior Dimensions	W	D †	H*
	60"	24 ⁷ / ₈ "	34 ³ / ₄ "
Capacity	12oz. can		12oz. bottle
	101 - 6-packs		63 - 6-packs
Temperature	33 °F - 38 °F (.5 °C - 3.3 °C)		
Voltage	HP	Amps	NEMA
	1/4	3.2	5-15P
Doors	2		
Shelves	6		
Options	<ul style="list-style-type: none">• Glass swing doors• Glass slide doors• Right side compressor• Alternative temperature zones available (contact factory)• Castors: 7/8" rollers, 2", 3", 4", 5" castors• 6" legs• 6" seismic legs		
† Depth does not include 1 1/2" for door handles. * Height does not include 1/4" for leg levelers.			

TBR72-RISZ1



TBR72-RISZ1-L-B-SSS-1

Cabinet Exterior Dimensions	W	D †	H*
	72"	24 ⁷ / ₈ "	34 ³ / ₄ "
Capacity	12oz. can	12oz. bottle	
	125 - 6-packs	78 - 6-packs	
Temperature	33 °F - 38 °F (.5 °C - 3.3 °C)		
Voltage	HP	Amps	NEMA
	1 ¹ / ₄	3.2	5-15P
Doors	3		
Shelves	9		
Options	<ul style="list-style-type: none">• Glass swing doors• Glass slide doors• Right side compressor• Alternative temperature zones available (contact factory)• Castors: 7⁷/₈" rollers, 2", 3", 4", 5" castors• 6" legs• 6" seismic legs		
† Depth does not include 1 1 ¹ / ₂ " for door handles. * Height does not include 1 ¹ / ₄ " for leg levelers.			

TBR84-RISZ1



TBR84-RISZ1-L-B-SSS-1

Cabinet Exterior Dimensions	W	D †	H*
	84"	24 ⁷ / ₈ "	34 ³ / ₄ "
Capacity	12oz. can	12oz. bottle	
	164 - 6-packs	96 - 6-packs	
Temperature	33 °F - 38 °F (.5 °C - 3.3 °C)		
Voltage	HP	Amps	NEMA
	1/4	3.2	5-15P
Doors	3		
Shelves	9		
Options	<ul style="list-style-type: none">• Glass swing door• Right side compressor• Alternative temperature zones available (contact factory)• Castors: 7/8" rollers, 2", 3", 4", 5" castors• 6" legs• 6" seismic legs		
† Depth does not include 1 1/2" for door handles. * Height does not include 1/4" for leg levelers.			

TBR92-RISZ1



TBR92-RISZ1-L-B-SSSS-1

Cabinet Exterior Dimensions	W	D †	H*
	92"	24 ⁷ / ₈ "	34 ³ / ₄ "
Capacity	12oz. can	12oz. bottle	
	182 - 6-packs	108 - 6-packs	
Temperature	33 °F - 38 °F (.5 °C - 3.3 °C)		
Voltage	HP	Amps	NEMA
	1/4	3.2	5-15P
Doors	4		
Shelves	12		
Options	<ul style="list-style-type: none">• Glass swing door• Right side compressor• Alternative temperature zones available (contact factory)• Castors: 7/8" rollers, 2", 3", 4", 5" castors• 6" legs• 6" seismic legs		
† Depth does not include 1 1/2" for door handles. * Height does not include 1/4" for leg levelers.			

NOTE: All TBR's are available in a Stainless Steel exterior.

NOTE: All TBR's are available in a Stainless Steel exterior.



TBR108-RISZ1



TBR108-RISZ1-L-B-SSSS-1

Cabinet Exterior Dimensions	W	D †	H*
	108"	24 ⁷ / ₈ "	34 ³ / ₄ "
Capacity	12oz. can	12oz. bottle	
	220 - 6-packs	132 - 6-packs	
Temperature	33 °F - 38 °F (.5 °C - 3.3 °C)		
Voltage	HP	Amps	NEMA
	1/4	3.2	5-15P
Doors	4		
Shelves	12		
Options	<ul style="list-style-type: none">• Glass swing door• Right side compressor• Alternative temperature zones available (contact factory)• Castors: 7/8" rollers, 2", 3", 4", 5" castors• 6" legs• 6" seismic legs		
† Depth does not include 1 1/2" for door handles. * Height does not include 1/4" for leg levelers.			



NOTE: All TBR's are available in a Stainless Steel exterior.

TBR36-PTSZ1



TBR36-PTSZ1-L-B-S-S-1

Cabinet Exterior Dimensions	W	D †	H*
	36"	27"	34¾"
Capacity	12oz. can	12oz. bottle	
	38 - 6-packs	25 - 6-packs	
Temperature	33 °F - 38 °F (.5 °C - 3.3 °C)		
Voltage	HP	Amps	NEMA
	1/5	1.8	5-15P
Doors	2		
Shelves	3		
Options	<ul style="list-style-type: none">• Glass swing door• Right side compressor• Alternative temperature zones available (contact factory)• Castors: 7/8" rollers, 2", 3", 4", 5" castors• 6" legs• 6" seismic legs		
† Depth does not include 1 ½" for door handles. * Height does not include ¾" for leg levelers.			

TBR60-PTSZ1



TBR60-PTSZ1-L-B-SS-SS-1

Cabinet Exterior Dimensions	W	D †	H*
	60"	27"	34¾"
Capacity	12oz. can	12oz. bottle	
	89 - 6-packs	57 - 6-packs	
Temperature	33 °F - 38 °F (.5 °C - 3.3 °C)		
Voltage	HP	Amps	NEMA
	1/4	3.2	5-15P
Doors	4		
Shelves	6		
Options	<ul style="list-style-type: none">• Glass swing doors• Glass slide doors• Right side compressor• Alternative temperature zones available (contact factory)• Castors: 7/8" rollers, 2", 3", 4", 5" castors• 6" legs• 6" seismic legs		
† Depth does not include 1 ½" for door handles. * Height does not include ¼" for leg levelers.			

TBR84-PTSZ1



TBR84-PTSZ1-L-B-SSS-SSS-1

Cabinet Exterior Dimensions	W	D †	H*
	84"	27"	34¾"
Capacity	12oz. can	12oz. bottle	
	164 - 6-packs	88 - 6-packs	
Temperature	33 °F - 38 °F (.5 °C - 3.3 °C)		
Voltage	HP	Amps	NEMA
	¼	3.2	5-15P
Doors	6		
Shelves	9		
Options	<ul style="list-style-type: none">• Glass swing door• Right side compressor• Alternative temperature zones available (contact factory)• Castors: ⅞" rollers, 2", 3", 4", 5" castors• 6" legs• 6" seismic legs		
† Depth does not include 1 ½" for door handles. * Height does not include ¼" for leg levelers.			

Model Variations




Standard | Solid Swing Door



Option | Glass Swing Door



Option | Glass Slide Door



TRUE DRAFT REFRIGERATORS

True's line of draft refrigerators, TDR's, offers multiple options to choose from. Whether it's draft towers, exterior color or door type, True Draft Refrigerators can be customized to fit the functionality and style of your bar.




CHOOSE Your Voltage

- ☒ 115/60 Hz
- ☐ 220-240 / 50-60 Hz



CHOOSE Your Temperature

- ☒ Single Zone - 35° F (standard)
- ☐ Single Zone - 55° F (red wine)
- ☐ Single Zone - 45° F (white wine)



CHOOSE Your Back Finish

- ☒ Galvanized Steel (standard)
- ☐ Stainless Steel



INTERIOR Lighting

- ☒ 14 Color TruLumina® LED Lighting standard on glass door units, white LED standard on solid door units.



CHOOSE Your Refrigeration System Side Location

- ☒ Left (standard)
- ☐ Right



CHOOSE Your Countertop Finish

- ☒ Stainless Steel
- ☐ Black Powder Coated Stainless Steel



CHOOSE Your Shelving

- ☒ Gray PVC Coated Wire Shelves (standard)
- ☐ Black PVC Coated Wire Shelves



- ☒ Gray PVC Coated Cutout Shelves
- ☐ Black PVC Coated Cutout Shelves



CHOOSE Your Cabinet Exterior

- ☐ Black (standard)
- ☒ Stainless Steel
- ☐ 300 Series Stainless Steel
- ☐ Custom Powder Coated Color



CHOOSE Your Cabinet Interior

- ☒ Stainless Steel
- ☐ Black Powder Coated Stainless Steel



CHOOSE Your Mounting Options

- ☐ Leg Levelers (standard)
- ☒ Legs (2 options)
- ☐ Castors (5 options)



CHOOSE Your Draft Arm Dispensing Kit

- ☐ No Draft Column (standard)
- ☐ No Draft Column (pre-drilled holes)
- ☒ Draft Arm (3 options)
- ☐ T-Tower (2 options)



CHOOSE Your Door Options

- ☐ Black Powder Coated Solid Door (standard)
- ☐ Stainless Steel Solid Door
- ☐ Glass Door with Black Powder Coated Frame
- ☒ Glass Door with Stainless Steel Frame
- ☐ Left or Right Door Hinge



CHOOSE Panel Ready Door Option*

True's line of refrigerated bar equipment now offers the option of Panel Ready Doors* which allow you to enhance any bar with a custom look to match your cabinetry. Your cabinet will come without finished front panels but ready for custom after-market panel installation to further customize the look and style of your equipment.

Detailed drawings and measurements are provided in the cabinet installation manuals. Available on all TBR and TDR models.

***NOTE:** Custom overlay panels not sold by True. Cabinet ships ready for custom panel installation.



Check out
True's
selection of
wine
merchandisers



TDR32-RISZ1



TDR32-RISZ1-L-B-S-1

Cabinet Exterior Dimensions	W	D †	H*
	32"	24 ⁷ / ₈ "	34 ³ / ₄ "
Capacity	1/6 Barrels		½ Barrels
	2		1
Temperature	33 ° F - 38 ° F (.5 ° C - 3.3 ° C)		
Voltage	HP	Amps	NEMA
	1 ¹ / ₅	1.8	5-15P
Doors	1		
Shelves	0		
Options	<ul style="list-style-type: none">• Right side compressor• Alternative temperature zones available (contact factory)• Optional draft towers available (contact factory)• Castors: 7⁄8" rollers, 2", 3", 4", 5" castors• 6" legs• 6" seismic legs		

† Depth does not include 1 ½" for door handles.

* Height does not include 15 ¾" for draft tower.

Height does not include ¼" for leg levelers.

TDR36-RISZ1



TDR36-RISZ1-L-B-S-1

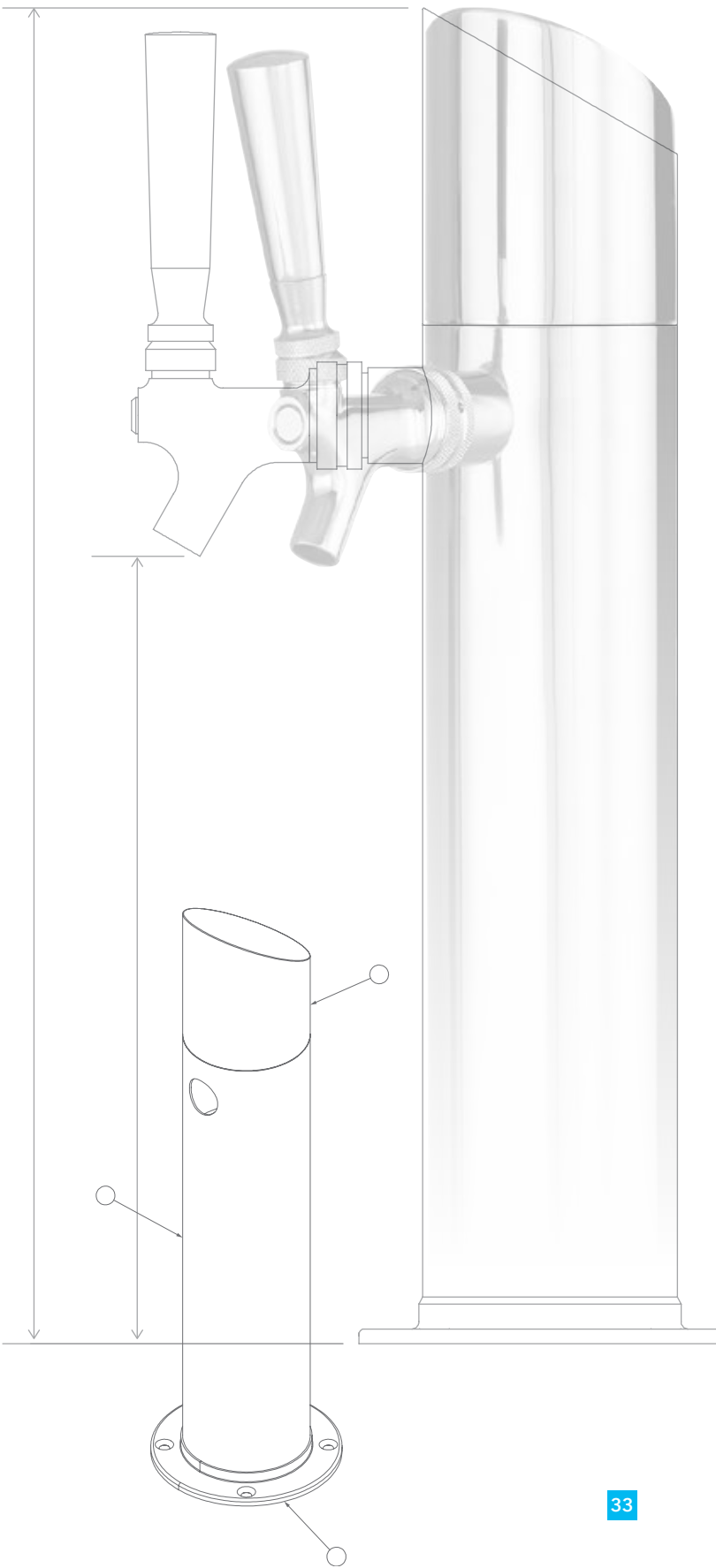
Cabinet Exterior Dimensions	W	D †	H*
	36"	24 ⁷ / ₈ "	34 ³ / ₄ "
Capacity	1/6 Barrels		½ Barrels
	4		1
Temperature	33 °F - 38 °F (.5 °C - 3.3 °C)		
Voltage	HP	Amps	NEMA
	1/5	1.8	5-15P
Doors	1		
Shelves	0		
Options	<ul style="list-style-type: none">• Right side compressor• Alternative temperature zones available (contact factory)• Optional draft towers available (contact factory)• Castors: 7/8" rollers, 2", 3", 4", 5" castors• 6" legs• 6" seismic legs		
† Depth does not include 1 ½" for door handles. * Height does not include 15 ¾" for draft tower. Height does not include ¼" for leg levelers.			

TDR48-RISZ1



TDR48-RISZ1-L-B-SS-1

Cabinet Exterior Dimensions	W	D †	H*
	48"	24 ⁷ / ₈ "	34 ³ / ₄ "
Capacity	1/6 Barrels		½ Barrels
	6		1
Temperature	33 ° F - 38 ° F (.5 ° C - 3.3 ° C)		
Voltage	HP	Amps	NEMA
	1/5	1.8	5-15P
Doors	2		
Shelves	0		
Options	<ul style="list-style-type: none">• Combo solid & glass swing doors• Right side compressor• Alternative temperature zones available (contact factory)• Optional draft towers available (contact factory)• Castors: 7/8" rollers, 2", 3", 4", 5" castors• 6" legs• 6" seismic legs		
† Depth does not include 1 ½" for door handles. * Height does not include 15 ¾" for draft tower. Height does not include ¼" for leg levelers.			



NOTE: All TDR's are available in a Stainless Steel exterior.

NOTE: All TDR's are available in a Stainless Steel exterior.

TDR52-RISZ1



TDR52-RISZ1-L-B-SS-1

Cabinet Exterior Dimensions	W	D †	H*
	52"	24⅞"	34¾"
Capacity	1/6 Barrels		½ Barrels
	7		2
Temperature	33 ° F - 38 ° F (.5 ° C - 3.3 ° C)		
Voltage	HP	Amps	NEMA
	⅓	1.8	5-15P
Doors	2		
Shelves	0		
Options	<ul style="list-style-type: none">• Combo solid & glass swing doors• Right side compressor• Alternative temperature zones available (contact factory)• Optional draft towers available (contact factory)• Castors: ⅞" rollers, 2", 3", 4", 5" castors• 6" legs• 6" seismic legs		
† Depth does not include 1 ½" for door handles. * Height does not include 15 ¾" for draft tower. Height does not include ¼" for leg levelers.			

TDR60-RISZ1



TDR60-RISZ1-L-B-SS-1

Cabinet Exterior Dimensions	W	D †	H*
	60"	24 ⁷ / ₈ "	34 ³ / ₄ "
Capacity	1/6 Barrels		½ Barrels
	8		2
Temperature	33 °F - 38 °F (.5 °C - 3.3 °C)		
Voltage	HP	Amps	NEMA
	1/4	3.2	5-15P
Doors	2		
Shelves	0		
Options	<ul style="list-style-type: none">• Right side compressor• Alternative temperature zones available (contact factory)• Optional draft towers available (contact factory)• Castors: 7/8" rollers, 2", 3", 4", 5" castors• 6" legs• 6" seismic legs		
† Depth does not include 1 ½" for door handles. * Height does not include 15 ¾" for draft tower. Height does not include ¼" for leg levelers.			

TDR72-RISZ1



TDR72-RISZ1-L-B-SSS-1

Cabinet Exterior Dimensions	W	D †	H*
	72"	24 ⁷ / ₈ "	34 ³ / ₄ "
Capacity	1/6 Barrels		½ Barrels
	11		3
Temperature	33 ° F - 38 ° F (.5 ° C - 3.3 ° C)		
Voltage	HP	Amps	NEMA
	¼	3.2	5-15P
Doors	3		
Shelves	0		
Options	<ul style="list-style-type: none">• Right side compressor• Alternative temperature zones available (contact factory)• Optional draft towers available (contact factory)• Castors: 7⁄8" rollers, 2", 3", 4", 5" castors• 6" legs• 6" seismic legs		
† Depth does not include 1 ½" for door handles. * Height does not include 15 ¾" for draft tower. Height does not include ¼" for leg levelers.			

TDR84-RISZ1



TDR84-RISZ1-L-B-SSS-1

Cabinet Exterior Dimensions	W	D †	H*
	84"	24 ⁷ / ₈ "	34 ³ / ₄ "
Capacity	1/6 Barrels		½ Barrels
	14		4
Temperature	33 °F - 38 °F (.5 °C - 3.3 °C)		
Voltage	HP	Amps	NEMA
	1/4	3.2	5-15P
Doors	3		
Shelves	0		
Options	<ul style="list-style-type: none">• Right side compressor• Alternative temperature zones available (contact factory)• Optional draft towers available (contact factory)• Castors: 7/8" rollers, 2", 3", 4", 5" castors• 6" legs• 6" seismic legs		

† Depth does not include 1 ½" for door handles.

* Height does not include 15 ¾" for draft tower.

Height does not include ¼" for leg levelers.

NOTE: All TDR's are available in a Stainless Steel exterior.

NOTE: All TDR's are available in a Stainless Steel exterior.

TDR92-RISZ1



TDR92-RISZ1-L-B-SSSS-1

Cabinet Exterior Dimensions	W	D †	H*
	92"	24 ⁷ / ₈ "	34 ³ / ₄ "
Capacity	1/6 Barrels		½ Barrels
	16		4
Temperature	33 ° F - 38 ° F (.5 ° C - 3.3 ° C)		
Voltage	HP	Amps	NEMA
	1/4	3.2	5-15P
Doors	4		
Shelves	0		
Options	<ul style="list-style-type: none">• Right side compressor• Alternative temperature zones available (contact factory)• Optional draft towers available (contact factory)• Castors: 7/8" rollers, 2", 3", 4", 5" castors• 6" legs• 6" seismic legs		

† Depth does not include 1 ½" for door handles.

* Height does not include 15 ¾" for draft tower.

Height does not include ¼" for leg levelers.

TDR108-RISZ1



TDR108-RISZ1-L-B-SSSS-1

Cabinet Exterior Dimensions	W	D †	H*
	108"	24 ⁷ / ₈ "	34 ³ / ₄ "
Capacity	1/6 Barrels		½ Barrels
	19		5
Temperature	33 °F - 38 °F (.5 °C - 3.3 °C)		
Voltage	HP	Amps	NEMA
	1/4	3.2	5-15P
Doors	4		
Shelves	0		
Options	<ul style="list-style-type: none">• Right side compressor• Alternative temperature zones available (contact factory)• Optional draft towers available (contact factory)• Castors: 7/8" rollers, 2", 3", 4", 5" castors• 6" legs• 6" seismic legs		
<p>† Depth does not include 1 ½" for door handles. * Height does not include 15 ¾" for draft tower. Height does not include ¼" for leg levelers.</p>			

NOTE: All TDR's are available in a Stainless Steel exterior.



TDR36-PTSZ1



TDR36-PTSZ1-L-B-S-S-1

Cabinet Exterior Dimensions	W	D †	H*
	36"	24 ⁷ / ₈ "	34 ³ / ₄ "
Capacity	1/6 Barrels		½ Barrels
	4		1
Temperature	33 ° F - 38 ° F (.5 ° C - 3.3 ° C)		
Voltage	HP	Amps	NEMA
	1 ¹ / ₅	1.8	5-15P
Doors	1		
Shelves	0		
Options	<ul style="list-style-type: none">• Right side compressor• Alternative temperature zones available (contact factory)• Optional draft towers available (contact factory)• Castors: 7⁄8" rollers, 2", 3", 4", 5" castors• 6" legs• 6" seismic legs		

† Depth does not include 1 ½" for door handles.

* Height does not include 15 ¾" for draft tower.

Height does not include ¼" for leg levelers.

TDR60-PTSZ1



TDR60-PTSZ1-L-B-SS-SS-1

Cabinet Exterior Dimensions	W	D †	H*
	60"	24 ⁷ / ₈ "	34 ³ / ₄ "
Capacity	1/6 Barrels		½ Barrels
	8		2
Temperature	33 °F - 38 °F (.5 °C - 3.3 °C)		
Voltage	HP	Amps	NEMA
	1/4	3.2	5-15P
Doors	2		
Shelves	0		
Options	<ul style="list-style-type: none">• Right side compressor• Alternative temperature zones available (contact factory)• Optional draft towers available (contact factory)• Castors: 7/8" rollers, 2", 3", 4", 5" castors• 6" legs• 6" seismic legs		
<p>† Depth does not include 1 ½" for door handles. * Height does not include 15 ¾" for draft tower. Height does not include ¼" for leg levelers.</p>			

TDR84-PTSZ1



TDR84-PTSZ1-L-B-SSS-SSS-1

Cabinet Exterior Dimensions	W	D †	H*
	84"	24 ⁷ / ₈ "	34 ³ / ₄ "
Capacity	1/6 Barrels		½ Barrels
	14		4
Temperature	33 ° F - 38 ° F (.5 ° C - 3.3 ° C)		
Voltage	HP	Amps	NEMA
	¼	3.2	5-15P
Doors	3		
Shelves	0		
Options	<ul style="list-style-type: none">• Right side compressor• Alternative temperature zones available (contact factory)• Optional draft towers available (contact factory)• Castors: 7⁄8" rollers, 2", 3", 4", 5" castors• 6" legs• 6" seismic legs		
<p>† Depth does not include 1 ½" for door handles.</p> <p>* Height does not include 15 ¾" for draft tower.</p> <p>Height does not include ¼" for leg levelers.</p>			

Model Variations



Standard | Solid Swing Door



Option | Solid & Glass Combo

NOTE: All TDR's are available in a Stainless Steel exterior.

NOTE: All TDR's are available in a Stainless Steel exterior.

Draft Columns*



SINGLE ROUND

- Beer
- Wine
- Cold Brew Coffee



DOUBLE ROUND

- Beer
- Wine
- Cold Brew Coffee



TRIPLE ROUND

- Beer



T-STYLE TRIPLE

- Beer



SINGLE NITRO

- Nitro Coffee



DOUBLE NITRO

- Nitro Coffee



NITRO/COLD BREW COMBO

- Nitro Coffee
- Cold Brew Coffee



T-STYLE QUAD

- Beer

*NOTE: All draft columns come with appropriate installation hardware. See Tapping Options brochure for details.

Manifolds



2-WAY MANIFOLD



3-WAY MANIFOLD



4-WAY MANIFOLD

Spill Pan & Grate



15" standard on cabinet. 7", 11", 19", 23", 27", 31", and 35" are also available.

Access Ports



Draft Column Hole Cover



Ratchet Lock



Only available for glass slide door models.








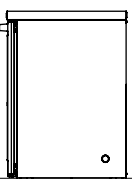

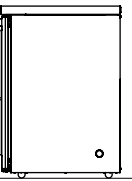
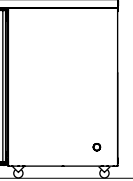
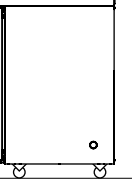
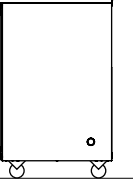
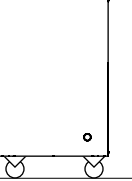
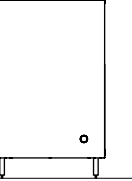
CO2 Pressure Regulator



Drain Bottle & Hanger Bracket



Castor & Leg Options

Standard Height	1/4" H Leg Levelers*	7/8" H Rollers	2" D Castors	3" D Castors	4" D Castors	5" D Castors	6" H Legs or Seismic Legs
							
							
34 11/16" H	34 15/16" H	35 7/16" H	37 9/16" H	38 7/16" H	39 3/4" H	40 3/4" H	40 11/16" H

* 1/4" leg levelers included standard on cabinets.

Shelving Options



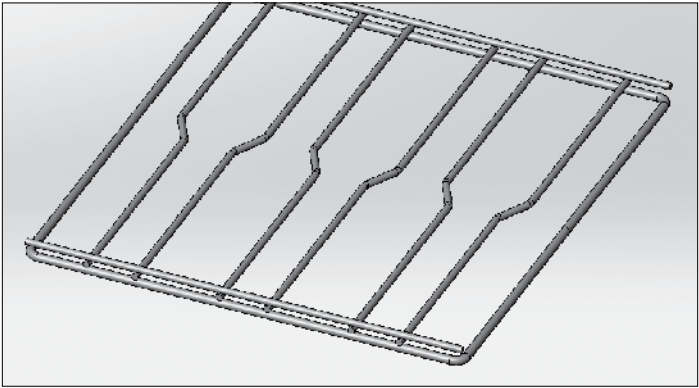
GRAY WIRE SHELVES

Black also available. Lead-time applies.



GRAY CUTOUT WIRE SHELVES

Black also available. Lead-time applies.



WINE SHELVES (Coming Soon)

Black also available. Lead-time applies.



BOTTLE ORGANIZERS

Black also available. Lead-time applies.

True Bar Refrigeration (TBR)

	32	36	48	52	60	72	84	92	108
Sections	1	1	2	2	2	3	3	4	4
Reach-in Refrigerator Swing Door	•	•	•	•	•	•	•	•	•
Reach-in Refrigerator Slide door			•	•	•	•			
Pass-Thru Refrigerator Swing Door		•			•		•		
Pass-Thru Refrigerator Slide Door					•				

True Draft Refrigeration (TDR)

	32	36	48	52	60	72	84	92	108
Sections	1	1	2	2	2	3	3	4	4
Reach-in Refrigerator Swing Door	•	•	•	•	•	•	•	•	•
Reach-in Refrigerator Slide door			•	•	•	•			
Pass-Thru Refrigerator Swing Door		•			•		•		
Pass-Thru Refrigerator Slide Door					•				

TRUE REFRIGERATION | RAISING THE BAR



This image shows a single sheet of white paper with horizontal ruling lines. The lines are evenly spaced and run across the width of the page. There are no margins, text, or other markings on the paper.This image shows a single sheet of white paper with horizontal ruling lines. The lines are evenly spaced and run across the width of the page. There are no margins, text, or other markings on the paper.



True Manufacturing Co., Inc.

2001 East Terra Lane | O'Fallon, MO 63366-4434

t 636.240.2400 | toll free 800.325.6152

f 636.272.2408 | parts fax 636.272-9471

website truemfg.com



truemfg.com

